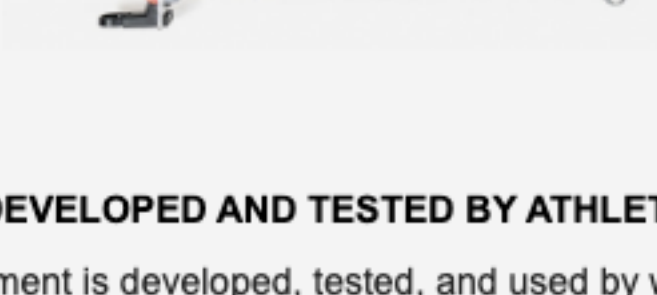


ALL YOU NEED TO GET STARTED WITH BIKEJORING

A setup for bikejoring with dogs consists of a harness, a line, and an antenna for your bike or scooter. Choosing functional and ergonomic bikejoring equipment you and your dog can rely on is essential. The right bikejoring gear will enhance your experience, prevent injuries, and last for years.



DEVELOPED AND TESTED BY ATHLETES

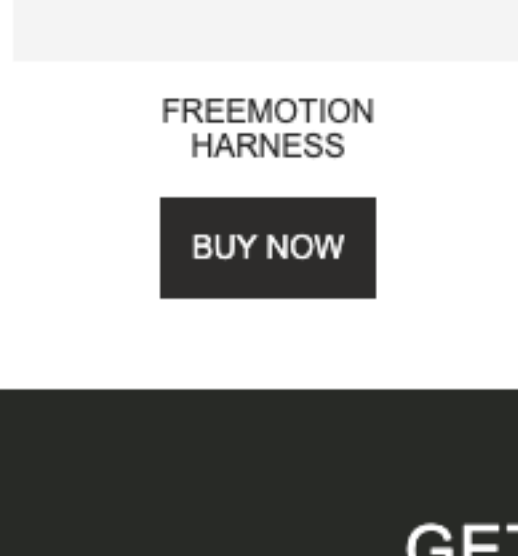
Our equipment is developed, tested, and used by world-leading athletes within bikejoring and scooter. When choosing Non-stop dogwear, your starter kit will be the same setup as the professional athletes are using for training and competitions.

[SHOP BIKING KIT](#)

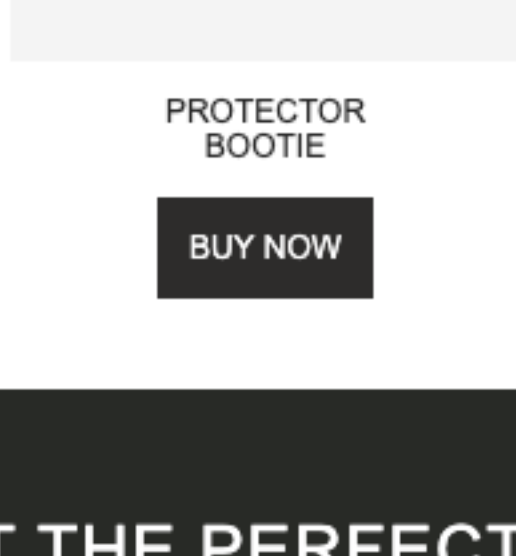
FOR YOUR DOG

One of the most important choices you have to make is getting the best bikejoring harness for your dog. He or she cannot choose their own harness.

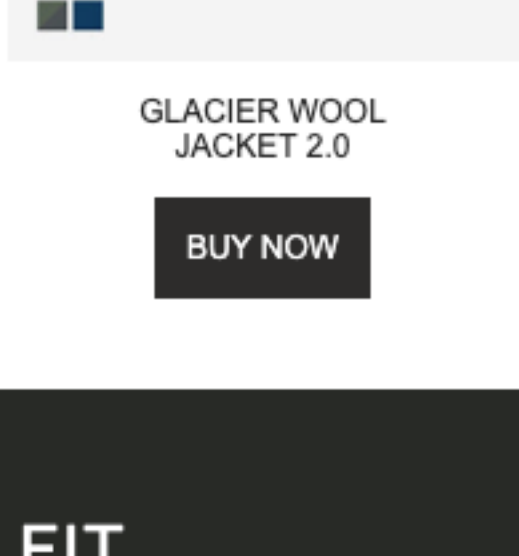
This is our selection of dog gear recommended for bikejoring in particular. You should always bring booties, in case your dog gets injured. In cooler temperatures, a dog jacket will keep your dog warm and comfortable before and after training sessions.



FREEMOTION
HARNESS

[BUY NOW](#)

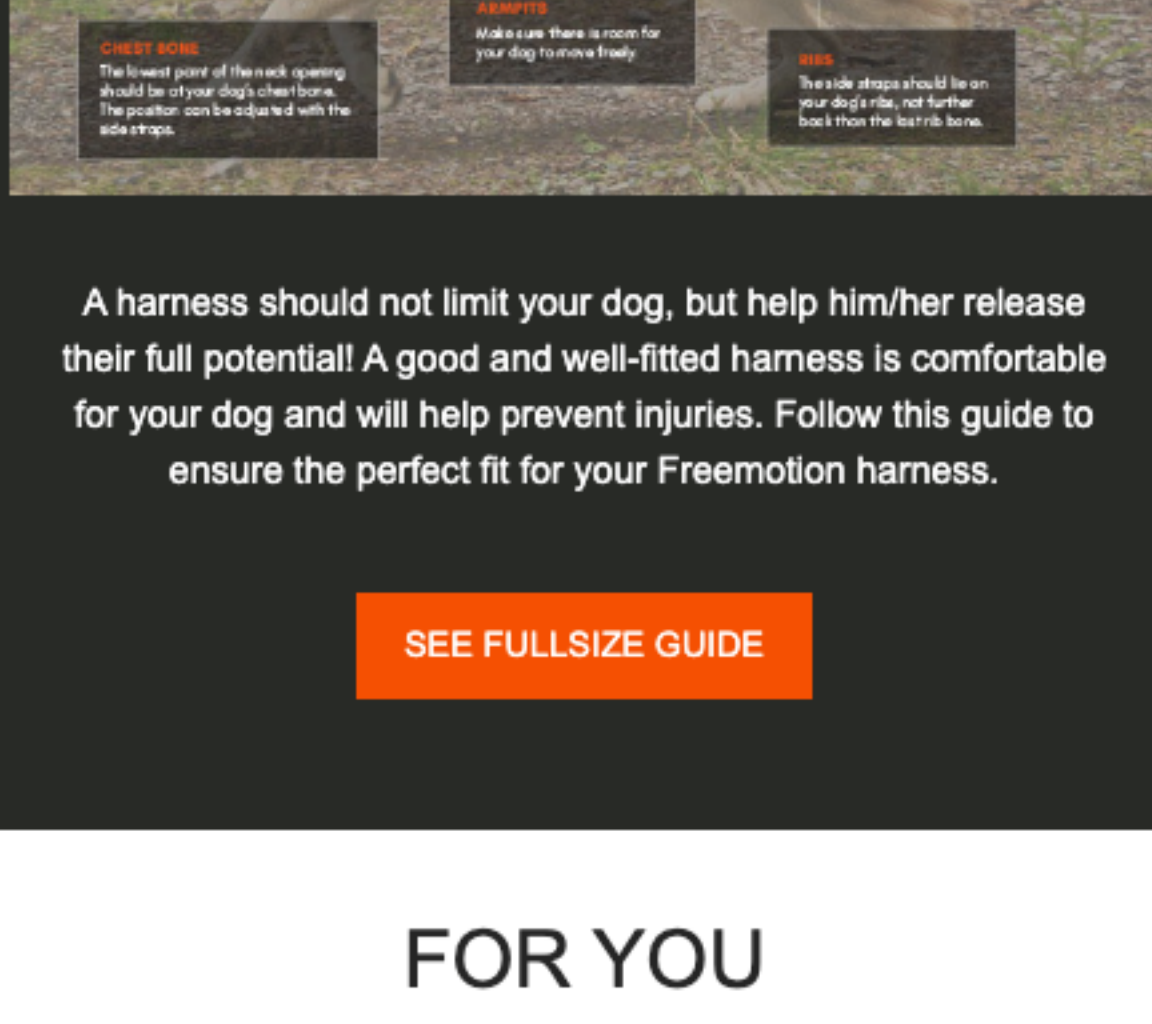
PROTECTOR
BOOTIE

[BUY NOW](#)

GLACIER WOOL
JACKET 2.0

[BUY NOW](#)

GET THE PERFECT FIT



A harness should not limit your dog, but help him/her release their full potential! A good and well-fitted harness is comfortable for your dog and will help prevent injuries. Follow this guide to ensure the perfect fit for your Freemotion harness.

[SEE FULLSIZE GUIDE](#)

FOR YOU

Light, comfortable clothing for active dog owners.



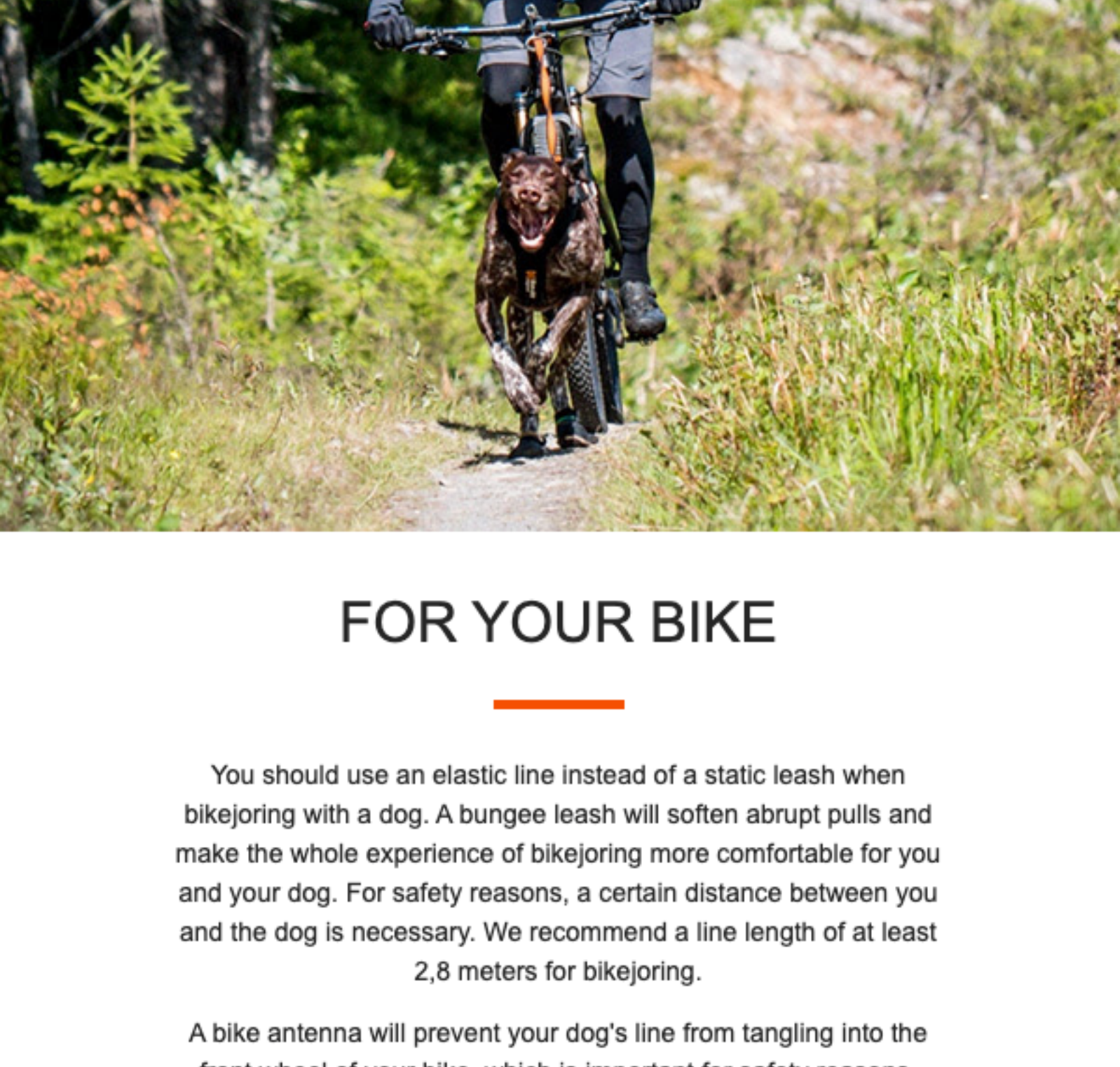
DRIRELEASE®
T-SHIRT

[BUY NOW](#)

HEADBAND

[BUY NOW](#)

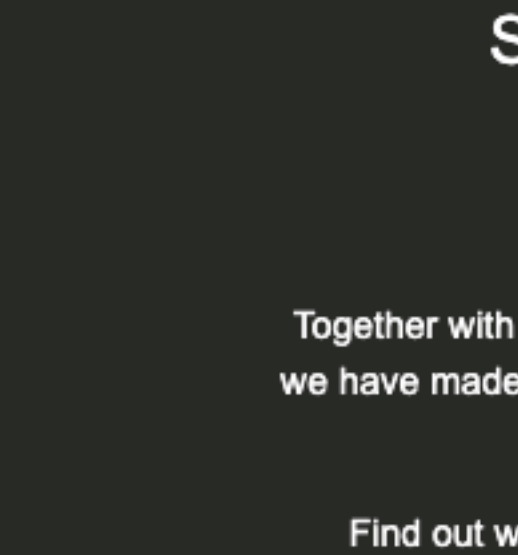
MULTISCARF

[BUY NOW](#)

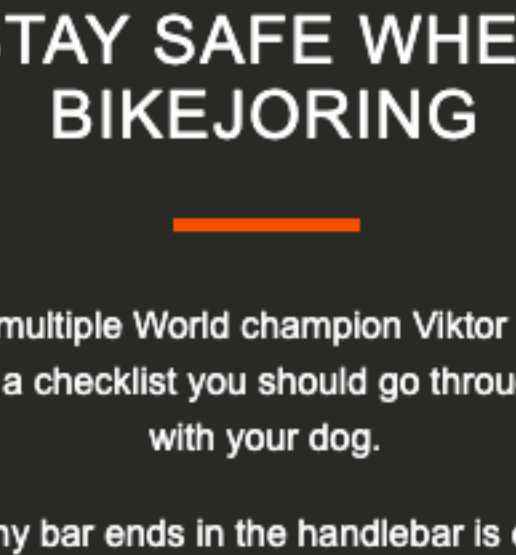
FOR YOUR BIKE

You should use an elastic line instead of a static leash when bikejoring with a dog. A bungee leash will soften abrupt pulls and make the whole experience of bikejoring more comfortable for you and your dog. For safety reasons, a certain distance between you and the dog is necessary. We recommend a line length of at least 2,8 meters for bikejoring.

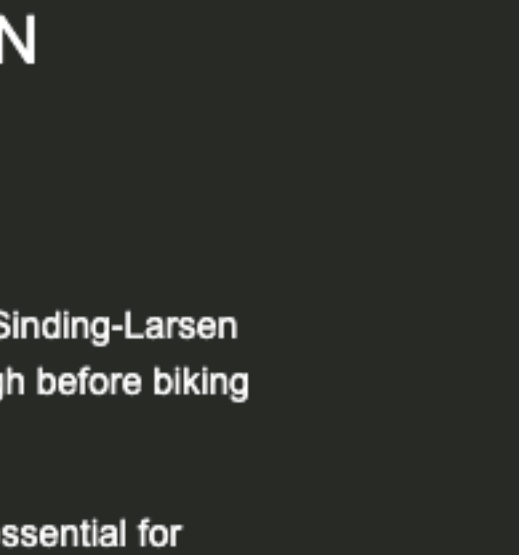
A bike antenna will prevent your dog's line from tangling into the front wheel of your bike, which is important for safety reasons.



BIKE ANTENNA
CLICKFIX

[BUY NOW](#)

BIKE ANTENNA

[BUY NOW](#)

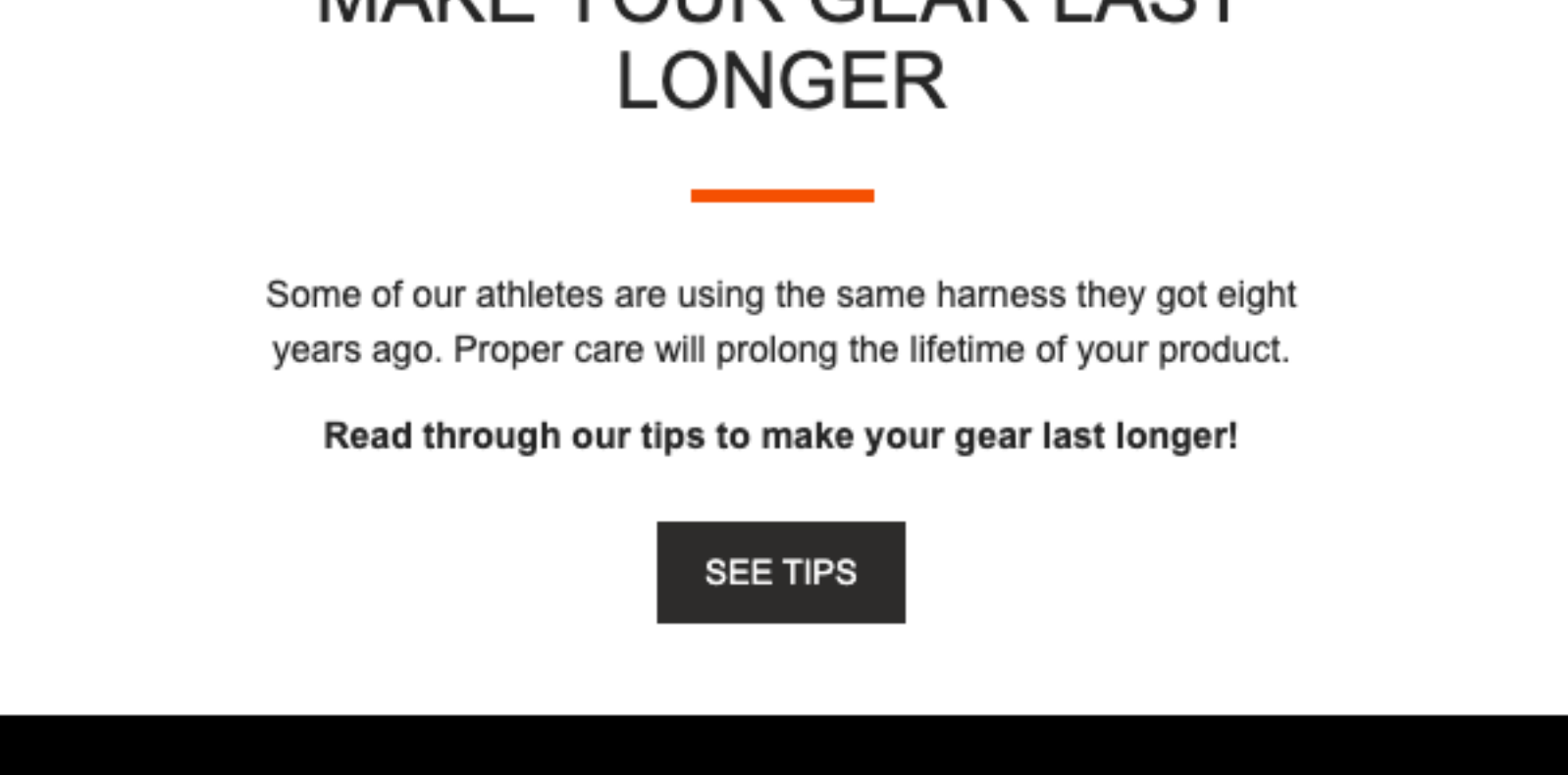
BUNGEE
LEASH

[BUY NOW](#)

STAY SAFE WHEN BIKEJORING

Together with multiple World champion Viktor Sinding-Larsen we have made a checklist you should go through before biking with your dog.

Find out why bar ends in the handlebar is essential for bikejoring, which tires you should choose and what safety equipment you should wear.

[SEE CHECKLIST](#)

MAKE YOUR GEAR LAST LONGER

Some of our athletes are using the same harness they got eight years ago. Proper care will prolong the lifetime of your product.

Read through our tips to make your gear last longer!

[SEE TIPS](#)

FOLLOW US

SECURE PAYMENT

Paypal or
Visa/Mastercard

NO SURPRISES

Taxes, VAT and fees are
prepaid and included in
our prices.

WORLDWIDE SHIPPING

Free over US\$60.00.
Simplified returns.